


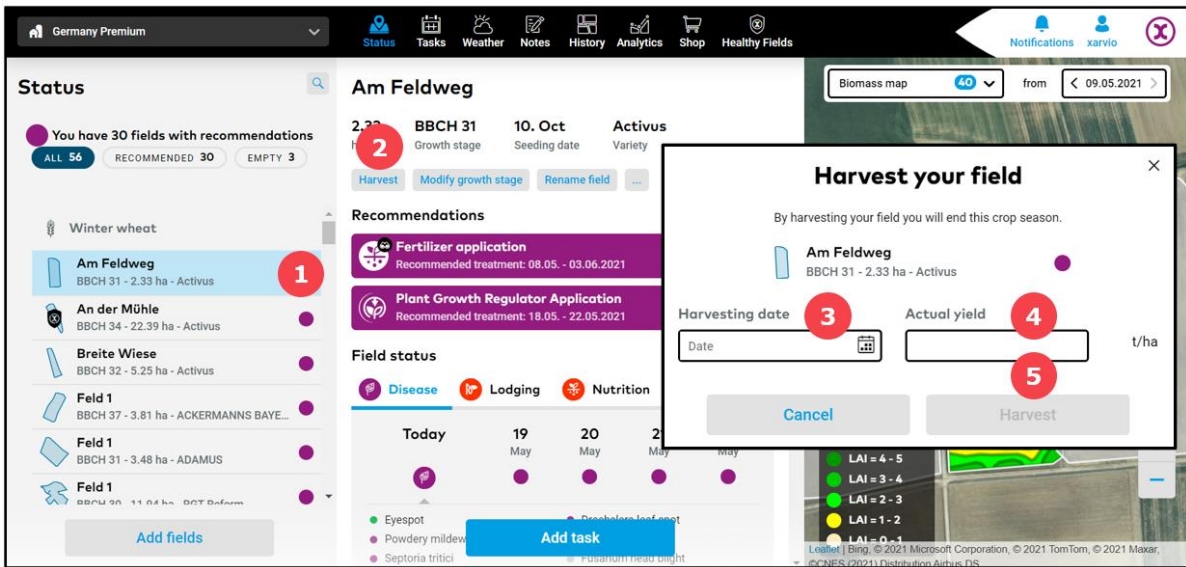
Entering harvest date and closing the season

You can plan your farming season and enter a harvest date for the crop in xarvio FIELD MANAGER. Once the harvest date is reached, the system will automatically close the crop season and the field will be treated as empty.

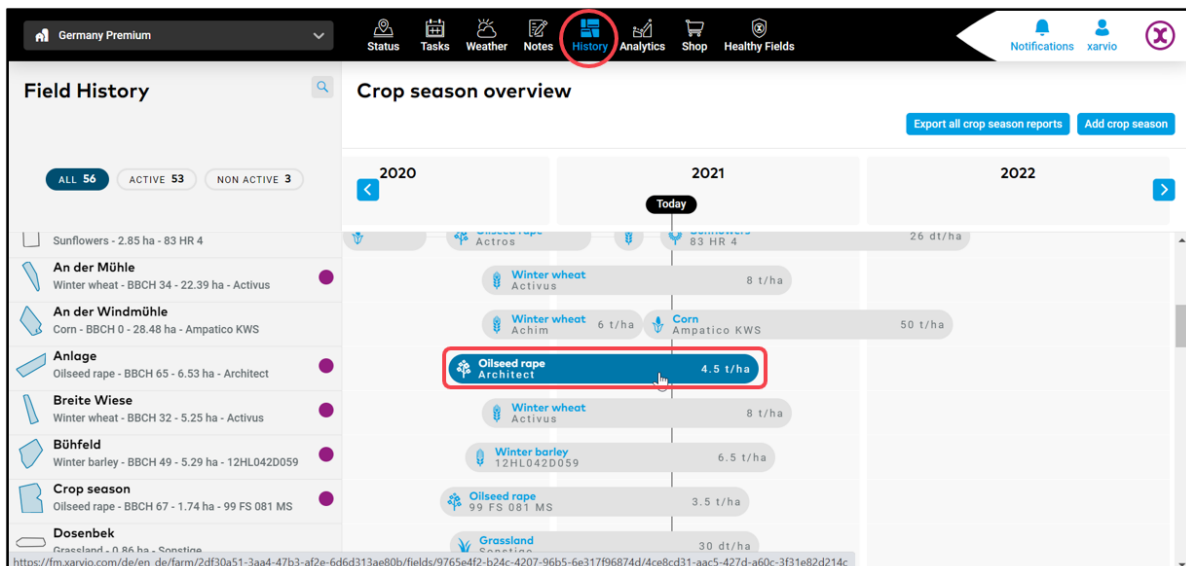
 Please note that you cannot assign a new crop if the previous one is not yet harvested (closed).

There are **2 possibilities** to harvest your crop(s):

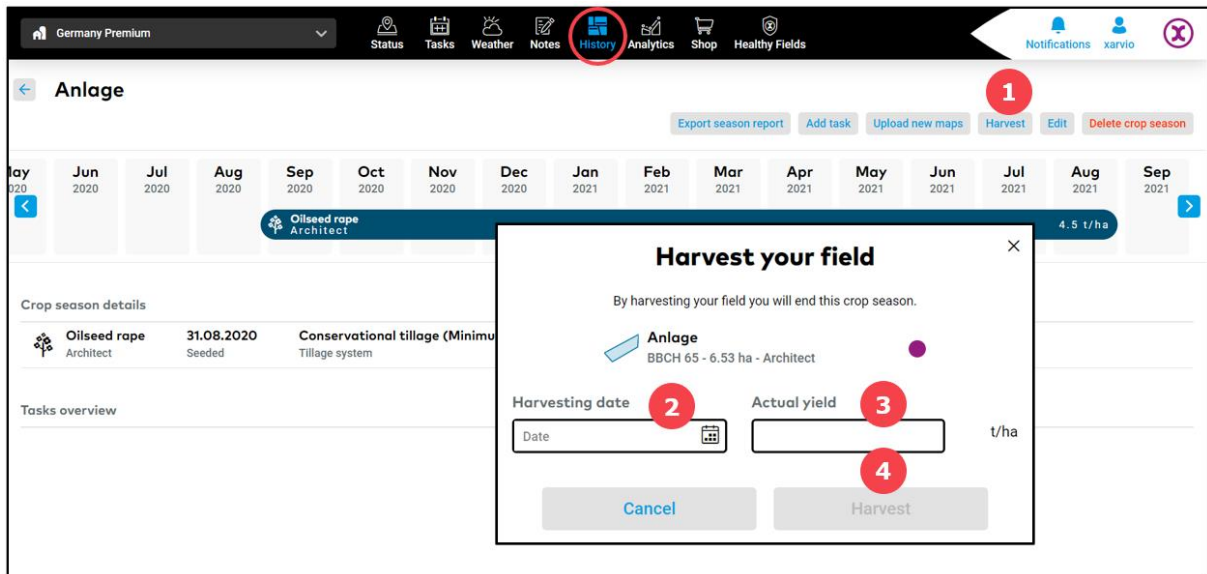
- Go to **Status**, click on the field and in the top left menu, you will find the option to **Harvest** crop.



- Select a **field** for which you would like to enter its harvest details.
 - Click on **Harvest**.
 - Enter the **harvest date**.
 - Enter the **actual yield**.
 - Click on **Harvest** to close the crop season for selected field.
- Alternatively, navigate to the **History** section and click on the bar representing a **crop season**.



- On the next screen,

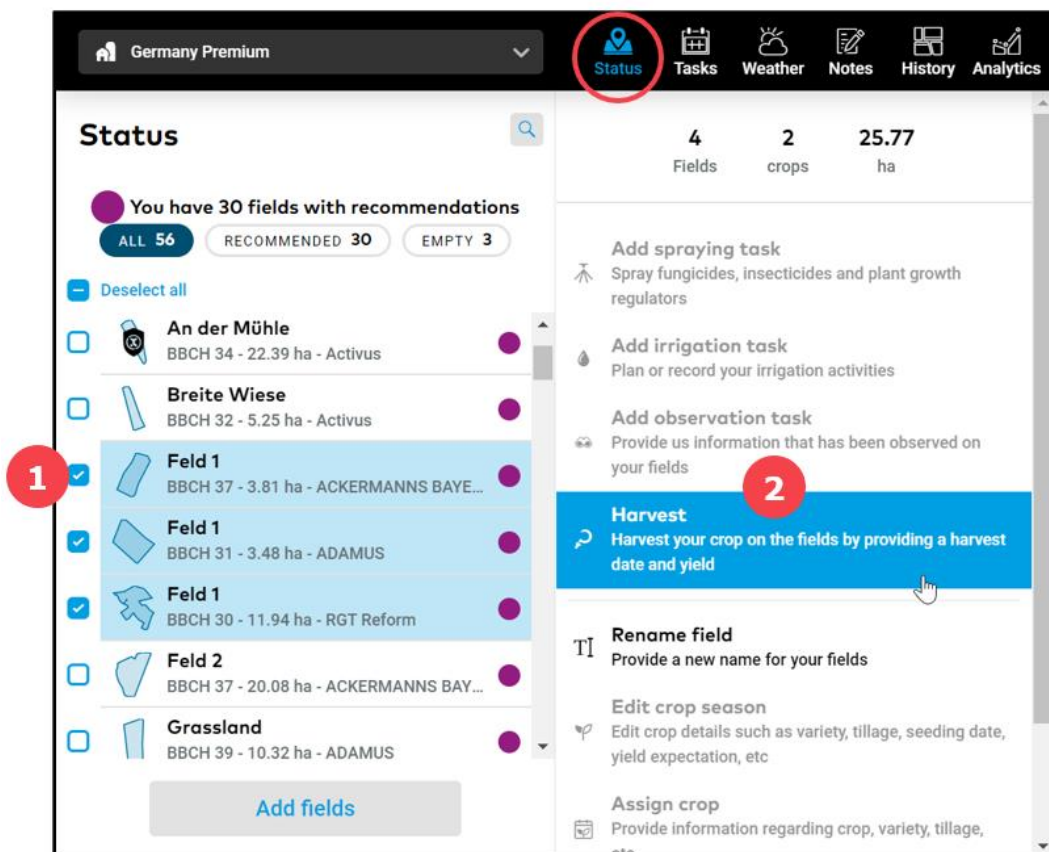


1. Click on **Harvest**.
2. Enter the **harvest date**.
3. Enter **actual yield**.
4. Click on **Harvest** to close the season for selected field.

To Harvest in bulk

If want to harvest on **multiple fields**, you can use the bulk option.









- On the **Status** page, select all the fields you want to harvest.



1. **Tick the boxes** for fields you want to include.
2. Click on **Harvest** in the menu that appears on the right.
 - Fill in the **harvest date** and **actual yield** for each field.

Harvest your field

By harvesting your field you will end this crop season.

	Harvesting date	Actual yield	
 Feld 1 BBCH 37 - 3.81 ha - ACKERMANNNS BAYERNKÖNIG	<input type="checkbox"/> <input type="text" value="Date"/> 	<input type="text" value=""/> t/ha	
 Feld 1 BBCH 30 - 11.94 ha - RGT Reform	<input type="checkbox"/> <input type="text" value="Date"/> 	<input type="text" value=""/> t/ha	
 Anlage BBCH 65 - 6.53 ha - Architect	<input type="checkbox"/> <input type="text" value="Date"/> 	<input type="text" value=""/> t/ha	
 Feld 1 BBCH 31 - 3.48 ha - ADAMUS	<input type="checkbox"/> <input type="text" value="Date"/> 	<input type="text" value=""/> t/ha	

1. Enter the **harvest date**.
2. Enter actual **achieved yield**.
3. Click on **Harvest** to close the crop season for the selected fields.



Have you got any questions?
We are here for you!

Toll free phone: +49 30 22957857
Email: support@xarvio.info
© 2020